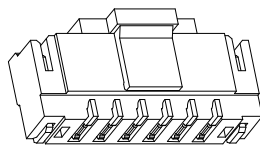


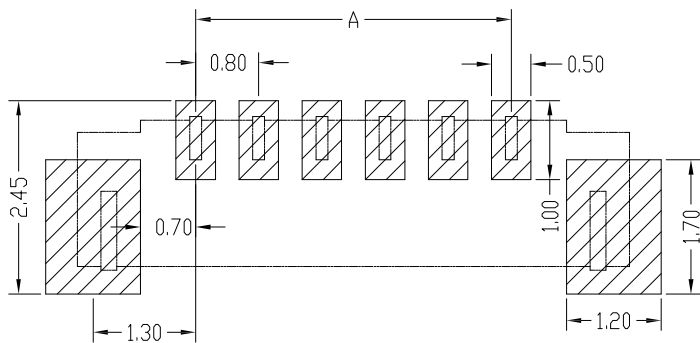
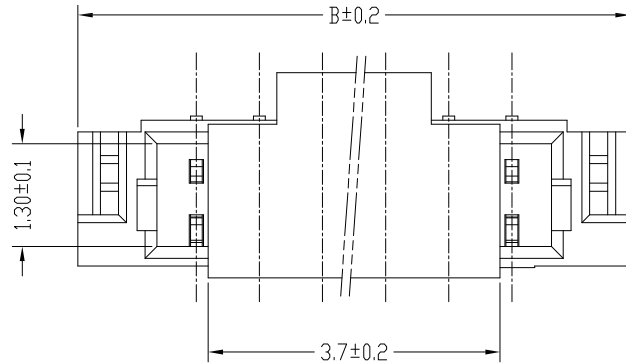
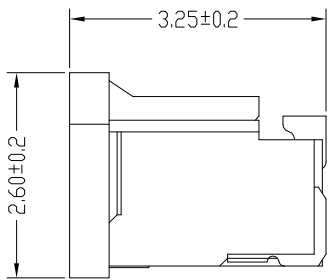
仅供参考

REV.	REVISION RECORD	DATE
A0	新图面发行	2017.06.16

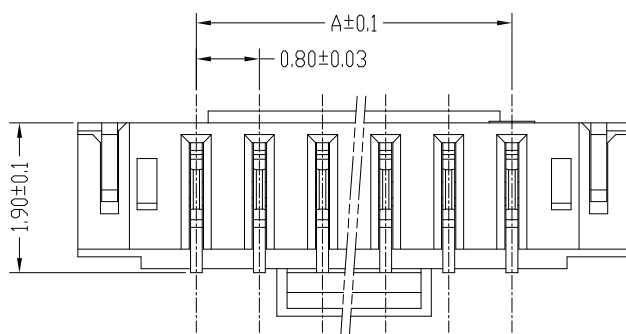
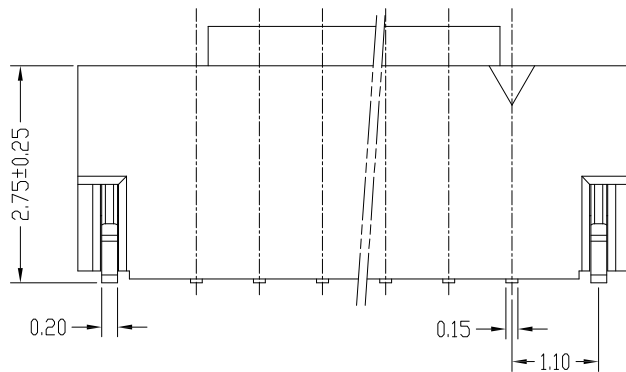


主要技术参数 Main Specifications

线数 (Poles): 02 to 25  
 接触电阻 (Contact resistance):  $\leq 20m\Omega$   
 绝缘电阻 (Insulation resistance):  $\geq 100M\Omega$   
 额定电压 (Rated voltage): 30V AC DC  
 额定电流 (Rated current): 0.5A AC DC  
 耐电压 (Withstand Voltage): 200V AC/minute  
 温度范围 (Temperature Range):  $-25^{\circ}C \sim +85^{\circ}C$



PCB LAYOUT



15	11.2	14.2
14	10.4	13.4
13	9.6	12.6
12	8.8	11.8
11	8.0	11.0
10	7.2	10.2
9	6.4	9.4
8	5.6	8.6
7	4.8	7.8
6	4.0	7.0
5	3.2	6.2
4	2.4	5.4
3	1.6	4.6
2	0.8	3.8

25	19.2	22.2
24	18.4	21.4
23	17.6	20.6
22	16.8	19.8
21	16.0	19.0
20	15.2	18.2
19	14.4	17.4
18	13.6	16.6
17	12.8	15.8
16	12.0	15.0

D	CAP		1 PCS	LCP	UL 94V-0, COLOR:BEIGE
C	Soldet TAB		2 PCS	PhosphorBronze	Matte Sn
B	CONTACT		n PCS	PhosphorBronze	Matte Sn-plated/GOLD
A	HOUSING		1 PCS	LCP	UL 94V-0, COLOR:BEIGE
ITEM	COMPONENT		QTY	MATERIAL	FINISH

	GENERAL TOLERANCES		SCALE: 1:1	NAME	DATE	深圳市思拓展电子有限公司 SHENZHEN SINOTOP ELECTRONICS CO., LTD 公司网址: www.szstuo.cn 公司电话: 0755-23765350 邮箱: 2850175982@qq.com 公司传真: 0755-23765341	PART. NO: ST-WF-080-001AWV
	LINEAR	ANGLES					
UNIT: MM	0.00±0.20	X° ±3°	DESIGNER			TITLE:	DWG. NO:
SIZE: A4	0.000±0.10	X° X'±2°	DRAWN	肖坤权	2017.06.16	0.8mmPITCH 180° WAFER SMT TYPE	REV: A0 SHEET: 1/1