
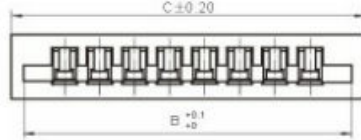
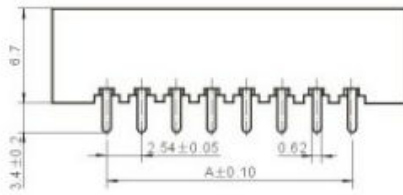


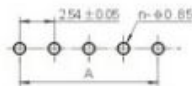
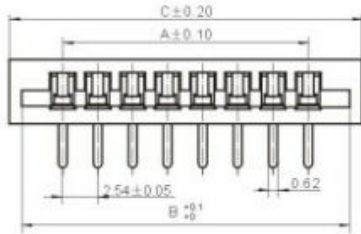
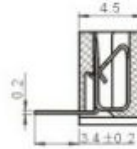
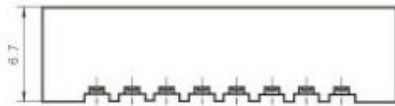
孔位 Poles	A	B	C
3	5.08	11.06	12.86
4	7.62	13.60	15.40
5	10.16	16.14	17.94
6	12.7	18.68	20.48
7	15.24	21.22	23.02
8	17.78	23.76	25.56
9	20.32	26.30	28.10
10	22.86	28.84	30.64
11	25.40	31.38	33.18
12	27.94	33.92	35.72
13	30.48	36.46	38.26
14	33.02	39.00	40.80
15	35.56	41.54	43.34
16	38.10	44.08	45.88
17	40.64	46.62	48.42
18	43.18	49.16	50.96
19	45.72	51.70	53.50
20	48.26	54.24	56.04
21	50.80	56.78	58.58



2.54A-L-nP



2.54A-W-nP



PCB寸法
PCB Layout

技术参数SPECIFICATIONS

线数:3-21
Poles:3-21
额定电压: AC, DC, 200V (50HZ有效值)
Voltage rating:AC, DC, 200V (500HZ有效值)
额定电流: 1.0A, AC, DC
Current rating:1.0A, AC, DC
耐压值: 500V AC/minute
Withstang voltage:500V AC/minute
工作温度: -20℃~+85℃
Working Temperature:-20℃~+85℃
绝缘电阻: ≥500MΩ
Insulation resistance:≥500MΩ
接触电阻: ≤0.03Ω
Contact resistance: ≤0.03Ω
双面接触
Dual Contact

材料 MATERIAL

接触性:磷青铜 镀锡
Contact:Phosphor Bronze Tin-plated
塑胶本体:热塑性塑料 (UL94V-0)
Housing::Thermopiastic (UL94V-0)

包装方式 PACKAGE

袋装 Bag Package

2.54A-W-nP

间距:(Pitch) _____
类型:(Type) _____
卧式: W(立式无) _____
Horizontal pype:W(none for vertical one)
极数 (Poles) _____

思拓电子有限公司

SINOTOP ELECTRONICS CO., LIMITED

TEL:+86-0755-61511561 FAX:+86-0755-61280927

電話:0755-61511561 傳真:0755-61280927

料號

ST-FPC-254-043

FPC 2.54A

批准

日期

比例

公差範圍

1:1

.0

±0.3

審核

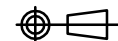
單位

視圖

.00

±0.2

m m



.000

±0.1

繪圖

編號

尺寸

角度

A4

±2°