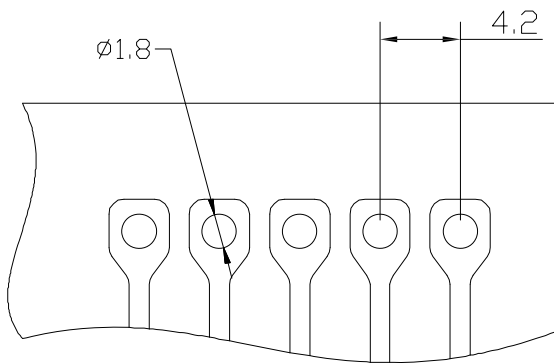
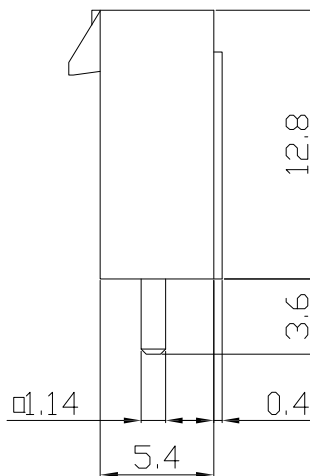
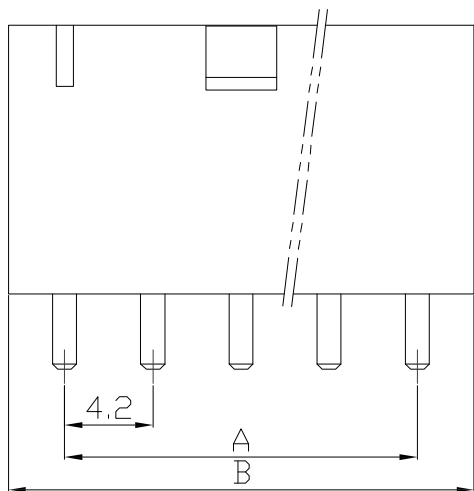


仅供参考

REV.	REVISION RECORD	DATE
A0	新图面发行	2017.06.16

主要技术参数 Main Specifications

线数 (Poles): 02 to 06  
 接触电阻 (Contact resistance):  $\leq 15m\Omega$   
 绝缘电阻 (Insulation resistance):  $\geq 1000M\Omega$   
 额定电压 (Rated voltage): 300V AC DC  
 额定电流 (Rated current): 9.0A AC DC  
 耐电压 (Withstand Voltage): 1500V AC/minute  
 温度范围 (Temperature Range):  $-25^{\circ}C \sim +85^{\circ}C$



PCB Layout

Poles	Dimensions mm	
	A	B
2	4.20	9.60
3	8.40	13.80
4	12.60	18.00
5	16.80	22.20
6	21.00	26.40

2	Wafer 针	Brass Tin 黄铜镀锡	N	
1	Housing 基座	PA66 (UL94V-0/V-2)	1	White (白色)
序号	图号	名称	材料	数量 附注

	GENERAL TOLERANCES		SCALE: 1:1	NAME	DATE	深圳市思拓展电子有限公司 SHENZHEN SINOTOP ELECTRONICS CO., LTD 公司网址: www.szstuo.cn 公司电话: 0755-23765350 邮箱: 2850175982@qq.com 公司传真: 0755-23765341	PART. NO: ST-WF-420-002A
	LINEAR	ANGLES	APPROVED				DWG. NO:
UNIT: MM	0.0 ± 0.30	X° REF ± 6°	DESIGNER			TITLE: 4.20mm PITCH 180° WAFER DIP TYPE	REV: A0 SHEET: 1/1
SIZE: A4	0.000 ± 0.10	X° X' ± 2°	DRAWN	肖坤权	2017.06.16		