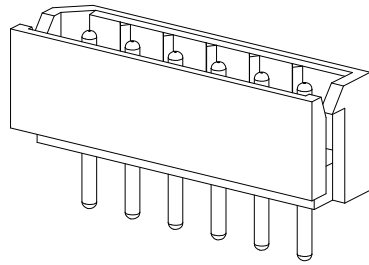


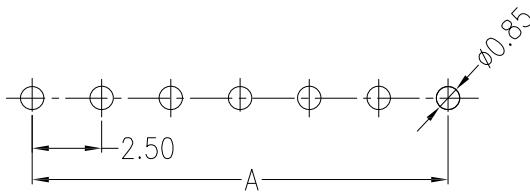
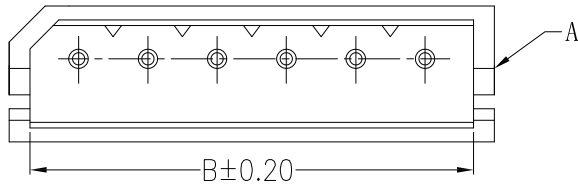
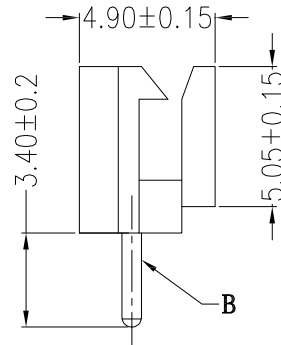
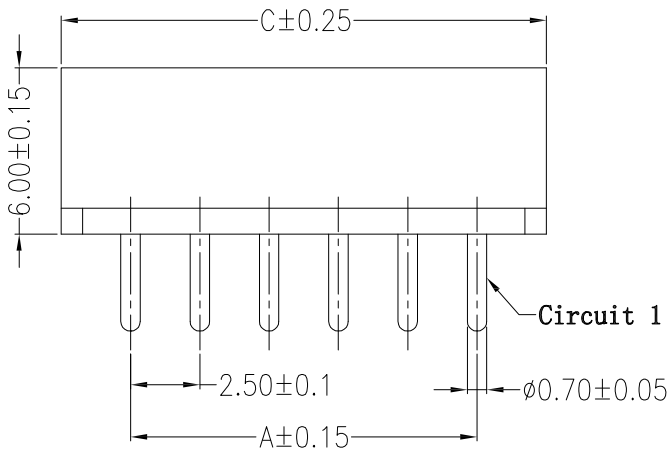
仅供参考

REV.	REVISION RECORD	DATE
A0	新图面发行	2017.06.16



主要技术参数 Main Specifications

线数 (Poles): 02~16
 接触电阻 (Contact resistance): $\leq 20m\Omega$
 绝缘电阻 (Insulation resistance): $\geq 1000M\Omega$
 额定电压 (Rated voltage): 250V AC DC
 额定电流 (Rated current): 3.0A AC DC
 耐电压 (Withstand Voltage): 1000V AC/minute
 温度范围 (Temperature Range): $-25^{\circ}C \sim +85^{\circ}C$



SUGGESTED PCB LAYOUT
(COMPONENT SIDE)

Circuits	Dimensions (mm)		
	A	B	C
02	2.50	6.25	7.50
03	5.00	8.75	10.00
04	7.50	11.25	12.50
05	10.00	13.75	15.00
06	12.50	16.25	17.50
07	15.00	18.75	20.00
08	17.50	21.25	22.50
09	20.00	23.75	25.00
10	22.50	26.25	27.50
11	25.00	28.75	30.00
12	27.50	31.25	32.50
13	30.00	33.75	35.00
14	32.50	36.25	37.50
15	35.00	38.75	40.00
16	37.50	40.25	42.50

B	CONTACT	2~15 PCS	Brass	Tin-plated
A	PEDESTAL	1 PCS	PA66	COLOR:BEIGE
ITEM	COMPONENT	Q'TY	MATERIAL	FINISH

	GENERAL TOLERANCES		SCALE: 1:1	NAME	DATE	深圳市思拓展电子有限公司 SHENZHEN SINOTOP ELECTRONICS CO., LTD 公司网址: www.szsituo.cn 公司电话: 0755-23765350 邮箱: 2850175982@qq.com 公司传真: 0755-23765341	PART. NO:
	LINEAR	ANGLES	APPROVED				ST-WF-250-005A
	0.0±0.30	X° REF±6°	DESIGNER				DWG. NO:
	UNIT: MM	0.00±0.20	X° ±3°	DRAWN	肖坤权		2017.06.16
SIZE: A4	0.000±0.10	X° X'±2°	TITLE: 2.50mmPITCH 180° WAFER DIP TYPE				SHEET: 1/1