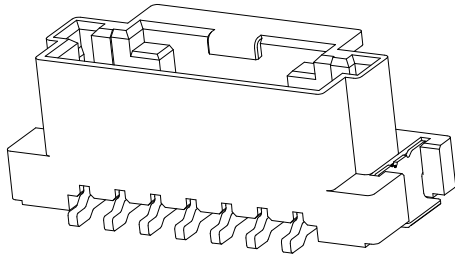


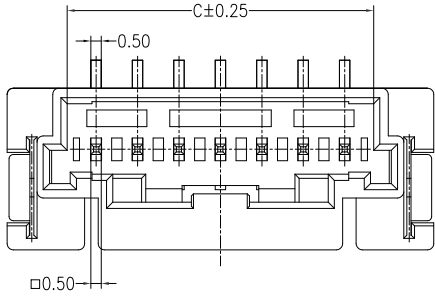
仅供参考

REV.	REVISION RECORD	DATE
A0	新图面发行	2017.06.16

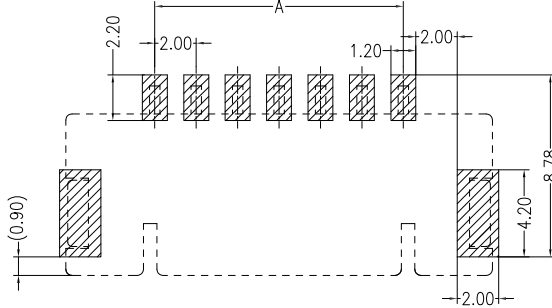
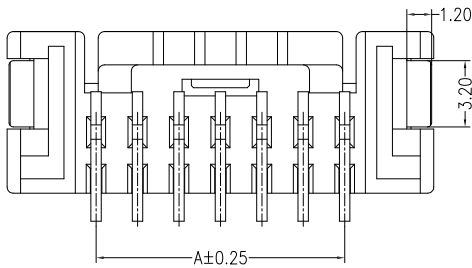
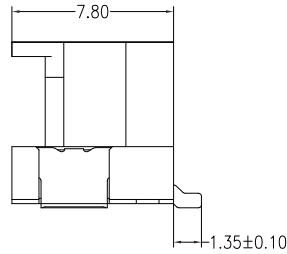
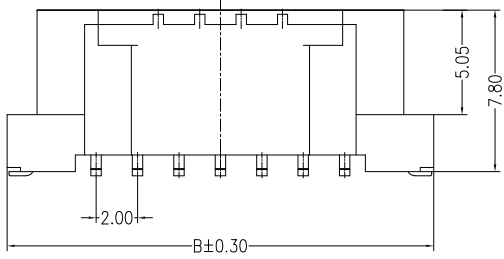


Specifications:

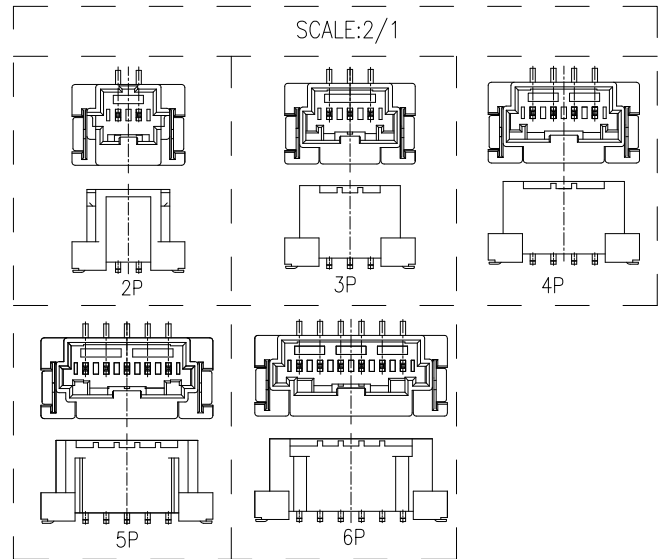
Contact resistance: $\leq 10\text{m}\Omega$
 Insulation resistance: $\geq 1000\text{M}\Omega$
 Rated voltage: 125V AC DC
 Rated current: 3.0A AC DC
 Withstand Voltage: 500V AC/minute
 Temperature Range: $-40^\circ\text{C} \sim +105^\circ\text{C}$
 Housing: PA9T UL94V-0, Natural
 Contacts: Phosphor Bronze/MATTE Sn-plated
 Solder Tabs: Brass/MATTE Sn-plated



PIN	DIM A	DIM B	DIM C
2	2.00	10.90	4.80
3	4.00	12.60	6.80
4	6.00	14.60	8.80
5	8.00	16.60	10.80
6	10.00	18.60	12.80
7	12.00	20.60	14.80
8	14.00	22.60	16.80
9	16.00	24.60	18.80
10	18.00	26.60	20.80
11	20.00	28.60	22.80
12	22.00	30.60	24.80
13	24.00	32.60	26.80
14	26.00	34.60	28.80
15	28.00	36.60	30.80



PCB LAYOUT(Tolerance: ± 0.05)



	GENERAL TOLERANCES		SCALE: 1:1	NAME	DATE	深圳市思拓展电子有限公司 SHENZHEN SINOTOP ELECTRONICS CO., LTD 公司网址: www.szstuo.cn 公司电话: 0755-23765350 邮箱: 2850175982@qq.com 公司传真: 0755-23765341	PART. NO: ST-WF-200-009AWV	
	LINEAR	ANGLES					APPROVED	DWG. NO:
UNIT: MM	0.00 \pm 0.20	X° REF \pm 6°	DESIGNER	TITLE:	2.00mm PITCH 180° WAFER SMT TYPE	REV: A0	SHEET: 1/1	
SIZE: A4	0.000 \pm 0.10	X° X' \pm 2°	DRAWN	肖坤权	2017.06.16			