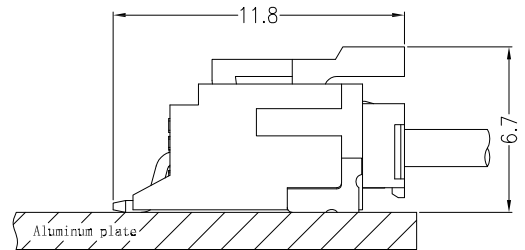
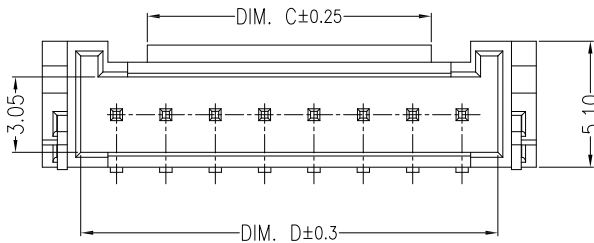
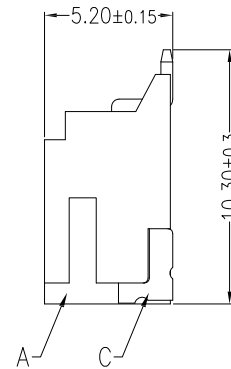
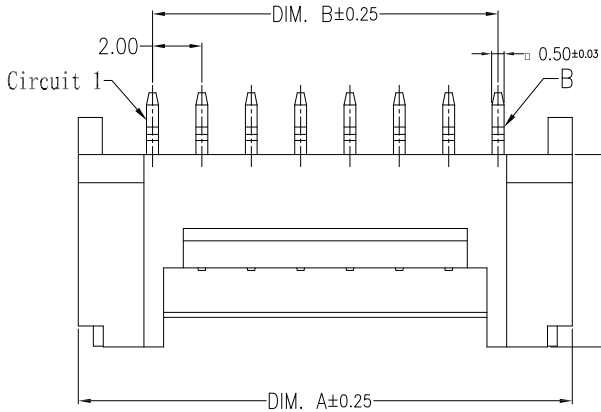
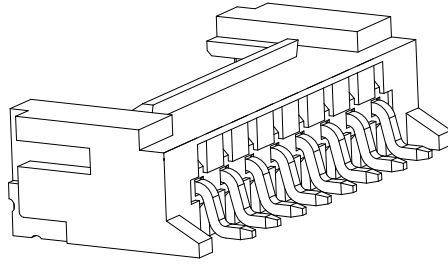


仅供参考

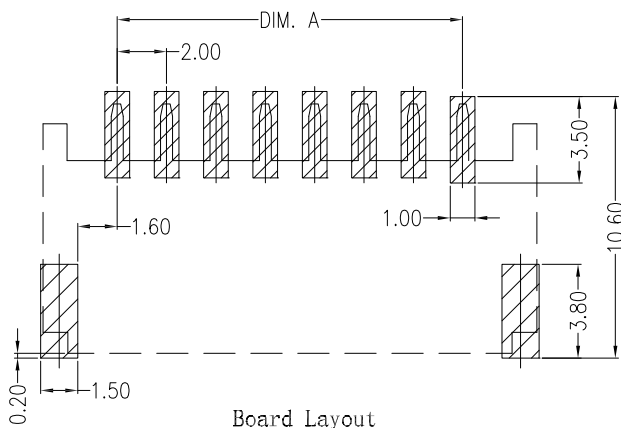
REV.	REVISION RECORD	DATE
A0	新图面发行	2017.06.16

主要技术参数 Main Specifications

线数 (Poles): 02 to 16
 接触电阻 (Contact resistance): $\leq 20m\Omega$
 绝缘电阻 (Insulation resistance): $\geq 1000M\Omega$
 额定电压 (Rated voltage): 250V AC DC
 额定电流 (Rated current): 2.0A AC DC
 耐电压 (Withstand Voltage): 1000V AC/minute
 温度范围 (Temperature Range): $-25^{\circ}C \sim +105^{\circ}C$



Assembly Layout



Board Layout
General Tolerance: ± 0.05

Circuits	Dimensions (mm)			
	DIM. A	DIM. B	DIM. C	DIM. D
02	8.00	2.00	2.70	4.75
03	10.00	4.00	3.20	6.75
04	12.00	6.00	3.50	8.90
05	14.00	8.00	5.50	10.90
06	16.00	10.00	7.50	12.90
07	18.00	12.00	9.50	14.90
08	20.00	14.00	11.50	16.90
09	22.00	16.00	13.50	18.90
10	24.00	18.00	15.50	20.90
11	26.00	20.00	15.50	22.90
12	28.00	22.00	15.50	24.90
13	30.00	24.00	15.50	26.90
14	32.00	26.00	15.50	28.90
15	34.00	28.00	15.50	30.90
16	36.00	30.00	15.50	32.90

ITEM	COMPONENT	Q'TY	MATERIAL	FINISH
C	SOLDER TAB	2 PCS	Brass	Sn-plated
B	CONTACT	2~16 PCS	Brass	Sn-plated
A	PEDESTAL	1 PCS	LCP/PA6T/PA9T	UL 94V-0

	GENERAL TOLERANCES		SCALE: 1:1	NAME	DATE
	LINEAR	ANGLES	APPROVED		
	0.0 \pm 0.30	X° REF \pm 6°	DESIGNER		
UNIT: MM	0.00 \pm 0.20	X° \pm 3°	DRAWN	肖坤权	2017.06.16
SIZE: A4	0.000 \pm 0.10	X° X' \pm 2°			

深圳市思拓展电子有限公司
 SHENZHEN SINOTOP ELECTRONICS CO., LTD
 公司网址: www.szstuo.cn 公司电话: 0755-23765350
 邮箱: 2850175982@qq.com 公司传真: 0755-23765341

PART. NO:	ST-WF-200-002AWR
DWG. NO:	
REV:	A0
SHEET:	1/1

TITLE: 2.00mm PITCH 90° WAFER SMT TYPE