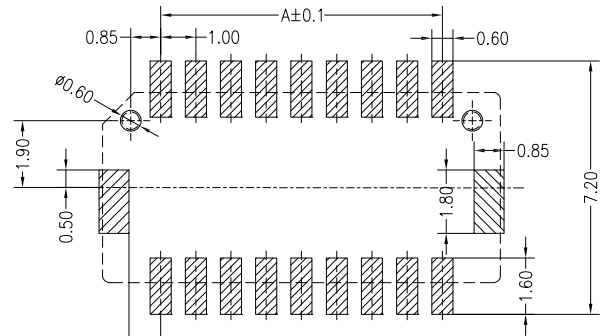
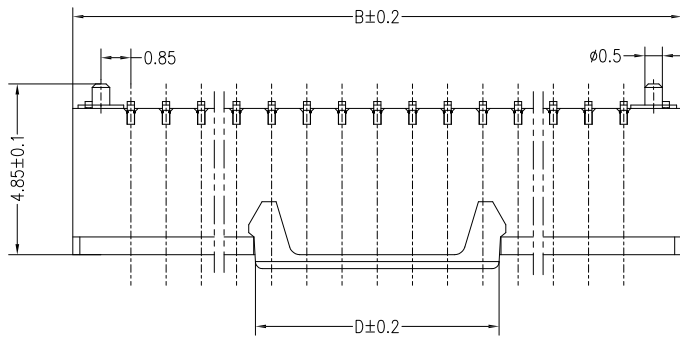
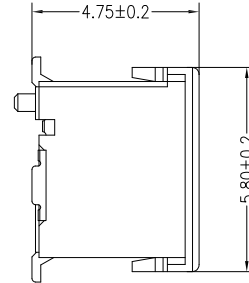
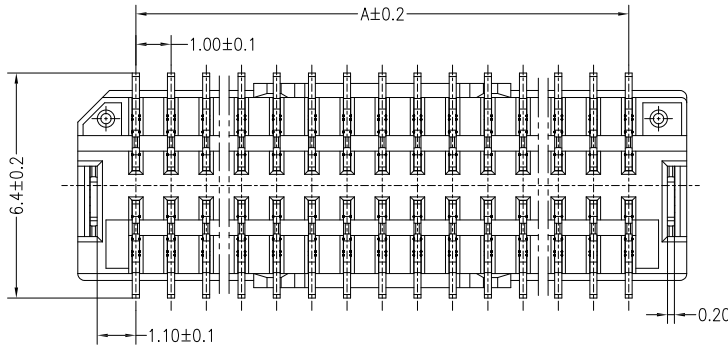


仅供参考

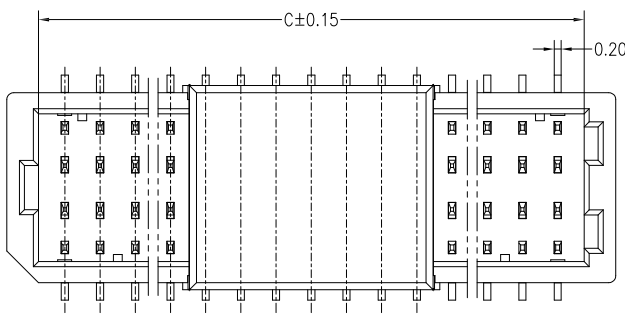
REV.	REVISION RECORD	DATE
A0	新图面发行	2017.06.16

主要技术参数 Main Specifications

线数 (Poles): 10 to 50
 接触电阻 (Contact resistance): $\leq 20m\Omega$
 绝缘电阻 (Insulation resistance): $\geq 100M\Omega$
 额定电压 (Rated voltage): 50V AC DC
 额定电流 (Rated current): 1.0A AC DC (AWG28#线)
 耐电压 (Withstand Voltage): 500V AC/minute
 温度范围 (Temperature Range): $-25^{\circ}C \sim +85^{\circ}C$



PCB LAYOUT



芯数	排列	A	B	C	D
4	2×2	1.0	4.3	2.5	麦拉
6	2×3	2.0	5.3	3.5	
8	2×4	3.0	6.3	4.5	
10	2×5	4.0	7.3	5.5	4.0
12	2×6	5.0	8.3	6.5	
16	2×8	7.0	10.3	8.5	7.0
20	2×10	9.0	12.3	10.5	
22	2×11	10.0	13.3	11.5	
24	2×12	11.0	14.3	12.5	
28	2×14	13.0	16.3	14.5	
30	2×15	14.0	17.3	15.5	7
32	2×16	15.0	18.3	16.5	
36	2×18	17.0	20.3	18.5	
40	2×20	19.0	22.3	20.5	
50	2×25	24.0	27.3	25.5	

ITEM	COMPONENT	Q'TY	MATERIAL	FINISH
5	MYLAR	1 PCS		
4	CAP	1 PCS	PA9T	UL 94V-0, COLOR:BEIGE
3	SOLDER TAB	2 PCS	Barss	Sn plated
2	CONTACT	10~50 PCS	PhosphorBronze	Gold/Sn plated
1	HOUSING	1 PCS	PA9T	UL 94V-0, COLOR:BEIGE

	GENERAL TOLERANCES		SCALE: 1:1	NAME	DATE
	LINEAR	ANGLES	APPROVED		
	0.0±0.30	X° REF±6°	DESIGNER		
UNIT: MM	0.00±0.20	X° ±3°	DRAWN	肖坤权	2017.06.16
SIZE: A4	0.000±0.10	X° X'±2°			

深圳市思拓展电子有限公司
 SHENZHEN SINOTOP ELECTRONICS CO., LTD
 公司网址: www.szstuo.cn 公司电话: 0755-23765350
 邮箱: 2850175982@qq.com 公司传真: 0755-23765341

TITLE: 1.0mmPITCH 180° WAFER SMT TYPE

PART. NO:	ST-WF-100-006AWVB	
DWG. NO:		
REV:	A0	SHEET: 1/1